


# External Finishes



**External Podium Permeable Surface**  
Hand Trowelled Permeable Paving - Silver Ash & Sahara mix - equal to New Dawn




**External Podium Edge Paver**  
Granite Natural Stone Paver




**External Stairs/Ramps**  
Exposed aggregate grey concrete




**Handrails and Kerb Rails**  
Steel



**Powdercoated Steel Frame & trim**  
Matt black finish



**Cladding and trim 1**  
White / Off white



**Cladding and trim 2**  
Grey



**Elevated external verandahs**  
Decking material



**1960's Existing Brickwork**



**Original Brickwork**



**Tarred Brickwork**  
See Heritage Report